



PLANETARY MIXER



Planetary Mixer, Floor Model, 10 Quart Capacity, 20 Speeds, Includes Stainless Steel Bowl, Safety Guard, Dough Hook, Whip & Flat Beater, Cast Iron Frame with Enamel Coated Steel Finish, 1/2 HP, 120V/60/1P/4A NEMA 5-15P



PROJECT _____

ITEM NO. _____

NOTES _____

MODEL NUMBER: **BTF010**



FEATURES

- Includes 10 Quart Stainless Steel Bowl, Dough Hook, Wire Whip, Flat Beater, and Ingredient Chute
- Unique Easy to Use Digital Control
 - 20 Speeds (no need to stop mixer to change speed)
 - 99 Minute Mixing Timer
 - 7 Programmable Speed & Time Settings
- Emergency Stop
- Wire Guard for Bowl Featuring Automatic Motor Cut-Off Switch
- Thermal Overload Protection for Motor
- Manual Bowl Lift with Integrated Bowl Locks
- Non-Slipping Belt

CONSTRUCTION

- Heavy Duty Frame with Lead-Free Enamel Coating
- S/S Legs to Prevent Rusting
- Carbon Steel Frame

OPTIONS & ACCESSORIES


- Stainless Steel Construction [Suffix I]
- Stainless Steel Table [BTF010T]

CLEARANCES

- 6" (152mm) On All Sides
- Top & Bottom Must Remain Unobstructed

WARRANTY

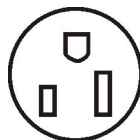
- One Year Labor & Two Year Parts



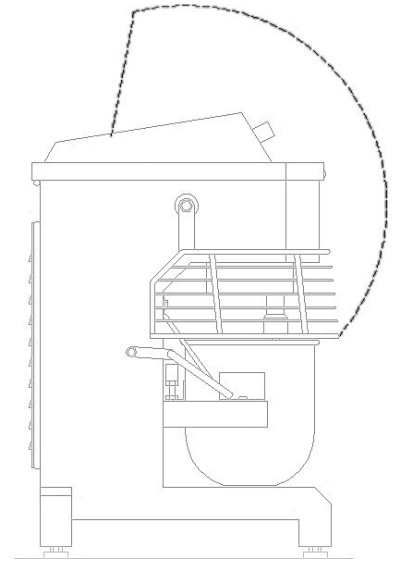
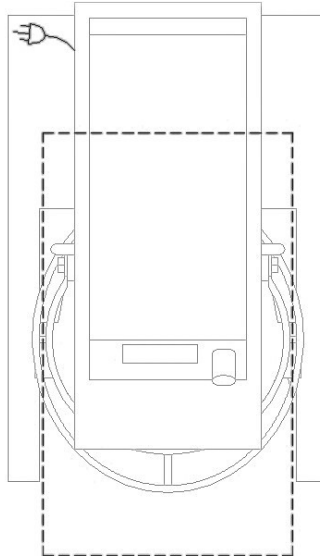
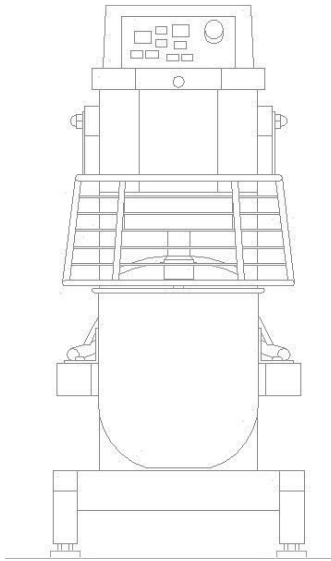
Model	Weight	Overall Dimensions			Motor HP	Hub	Dough Capacity (55% AR)
		W	D	H			
BTFO10	250 (114)	16 5/8" (422)	22 7/8" (581)	33 1/8" (841)	1/2	NO	8 lbs (3.5 kg)

Model	Electrical System			
	Volts	Amps	Phase	NEMA
BTFO10	120	4	1	5-15P

NEMA 5-15P




DRAWINGS



ATTACHMENTS



BTFO10B



BTFO10C



BTFO10F



BTFO10P

Due to periodic changes in designs, methods, procedures, policies and regulations, the specifications contained in this sheet are subject to change without notice. While Doyon exercises good faith efforts to provide information that is accurate, we are not responsible for errors or omissions in information provided or conclusions reached as a result of using these specifications. By using the information provided, the user assumes all risks in connection with such use.

